

# Advancing Methodology on Measuring Asset Ownership from a Gender Perspective



# Recommended indicators and analysis

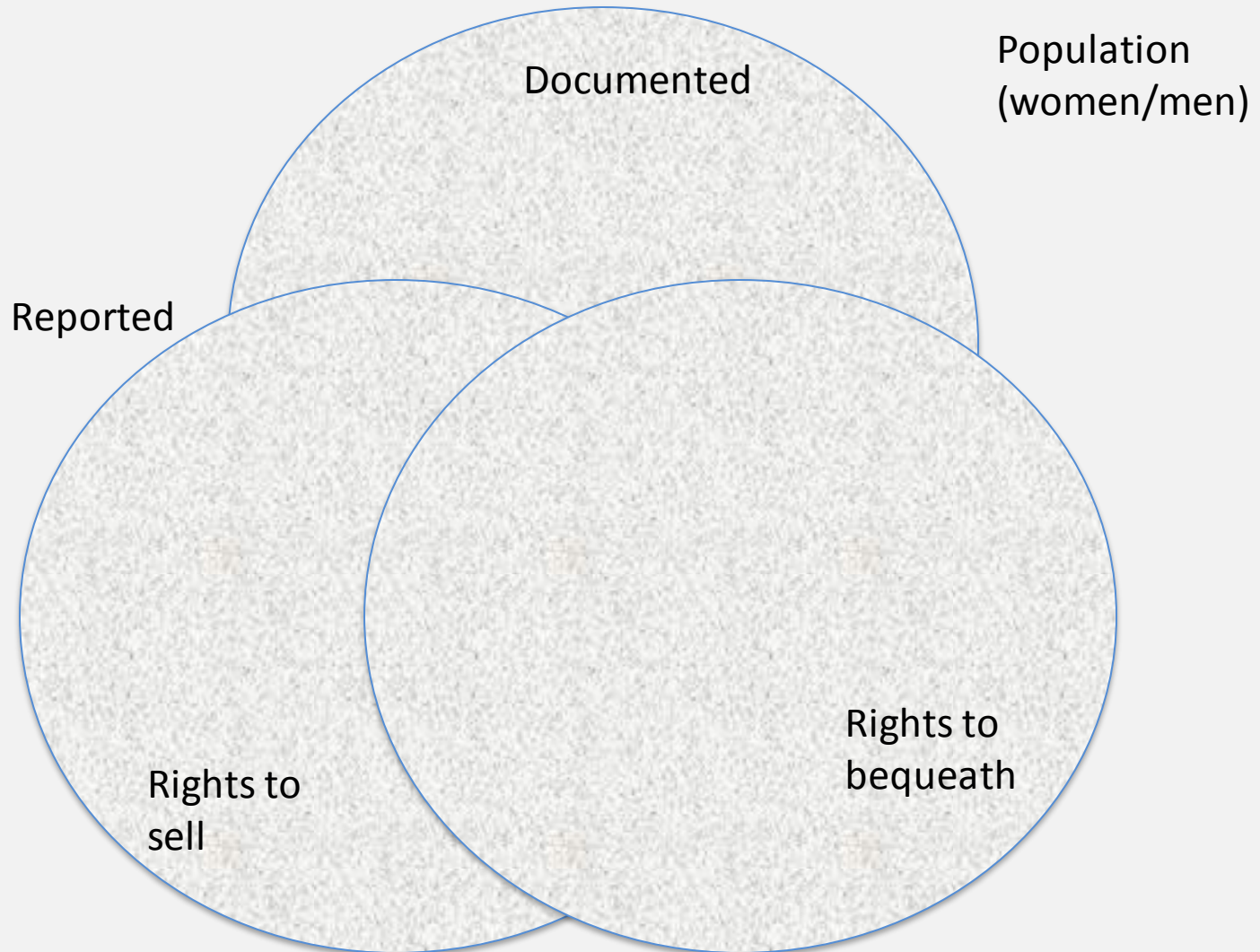
# Recommended global indicators

Global Indicator	Rationale	Asset coverage
<b>Proportion of total population with documented ownership of [asset] or the right to sell or bequeath the [asset], by sex</b>	<ul style="list-style-type: none"><li>• Measures ability to claim ownership rights in law over an asset as well as right to sell or bequeath asset in absence of documentation</li><li>• Comparable across countries with disparate rates of documentation</li></ul>	Principal dwelling, agricultural land, non-agricultural land
<b>Share of women among individuals with documented ownership of [asset] or with the right to sell or to bequeath [asset]</b>		

# Key recommendations (1)

- ✓ For comparability at the international level, ownership of priority assets is best defined as documented ownership or the rights to alienate the asset

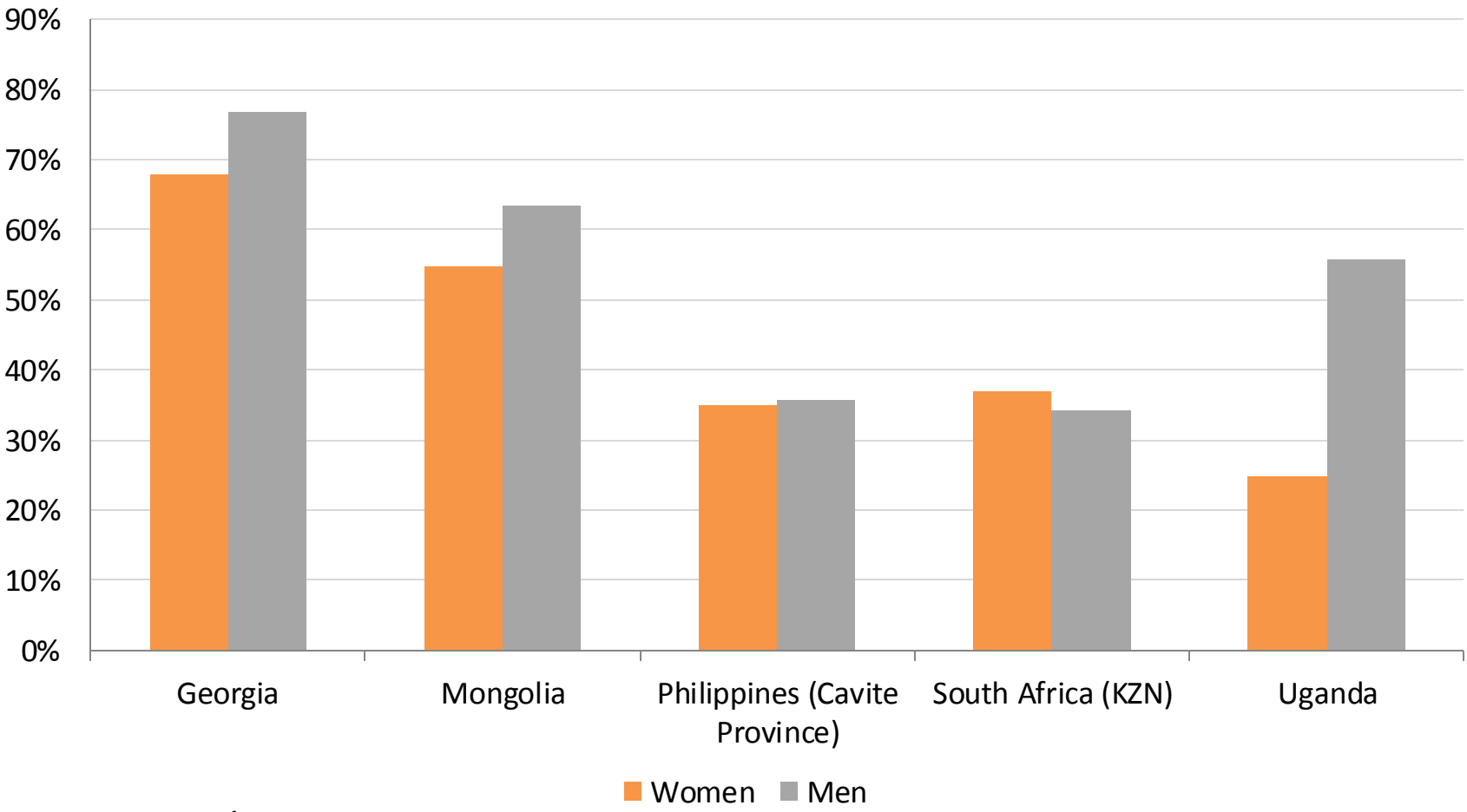
# Global indicator construct



# Global indicator on dwelling ownership



## Proportion of total population with documented ownership of principal dwellings or the right to sell or bequeath the dwelling, by sex



Source: EDGE pilot surveys

Note: for illustration purpose only, data are not comparable across countries

# Key recommendations (2)

- ✓ At the national level, countries will need to assess the legal frameworks and social norms governing access to assets
  - ✓ Countries may want to measure the full set of ownership rights depending on policy objective
  - ✓ Countries may want to address all issues that are of policy relevant (joint/exclusive ownership, asset acquisition)

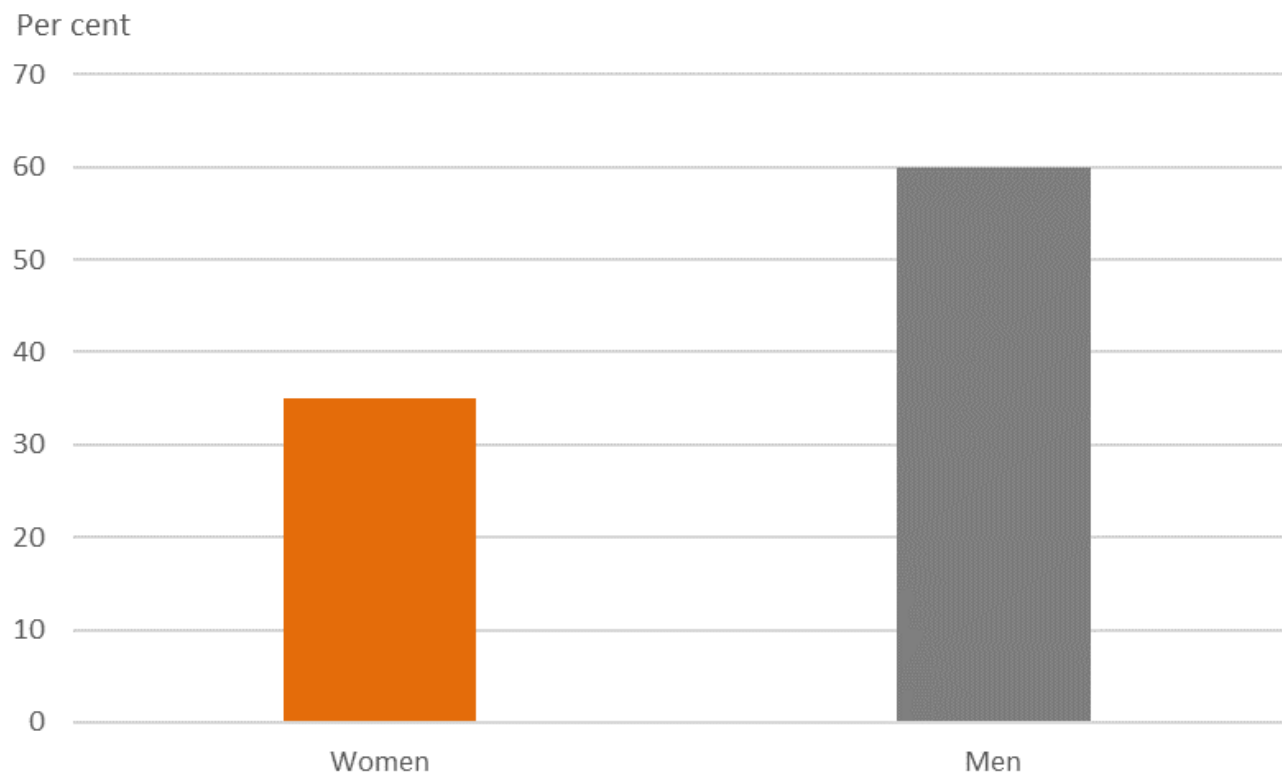
# Recommended national indicators (1)

<b>Indicators</b>	<b>Rationale</b>	<b>Asset coverage</b>
<b>1. Proportion of individuals with [type of ownership rights] of [asset], by sex</b>	<ul style="list-style-type: none"><li>• Different types of ownership rights</li></ul>	All assets



# Prevalence of ownership

## Prevalence of reported ownership of the principal dwelling among the adult population, by sex, Uganda, 2014

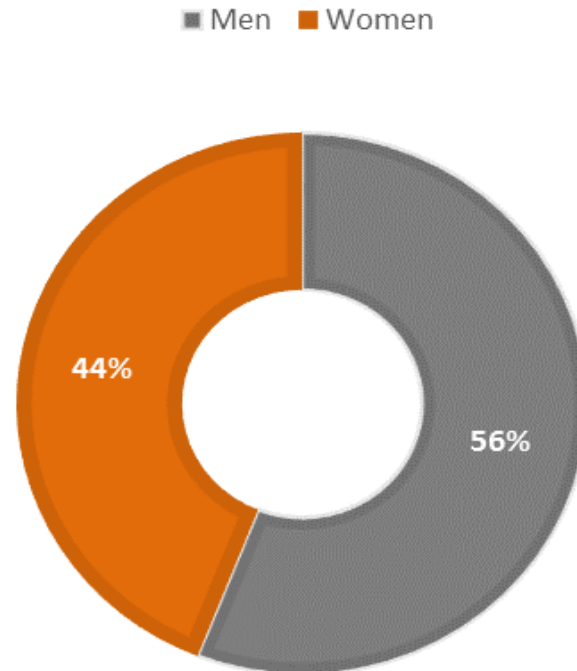


Source: EDGE pilot surveys

Note: for illustration purpose only, data are not comparable across countries

# Share of women among owners

## Distribution of principal dwelling owners, by sex of owners, Uganda, 2014



Source: EDGE pilot surveys

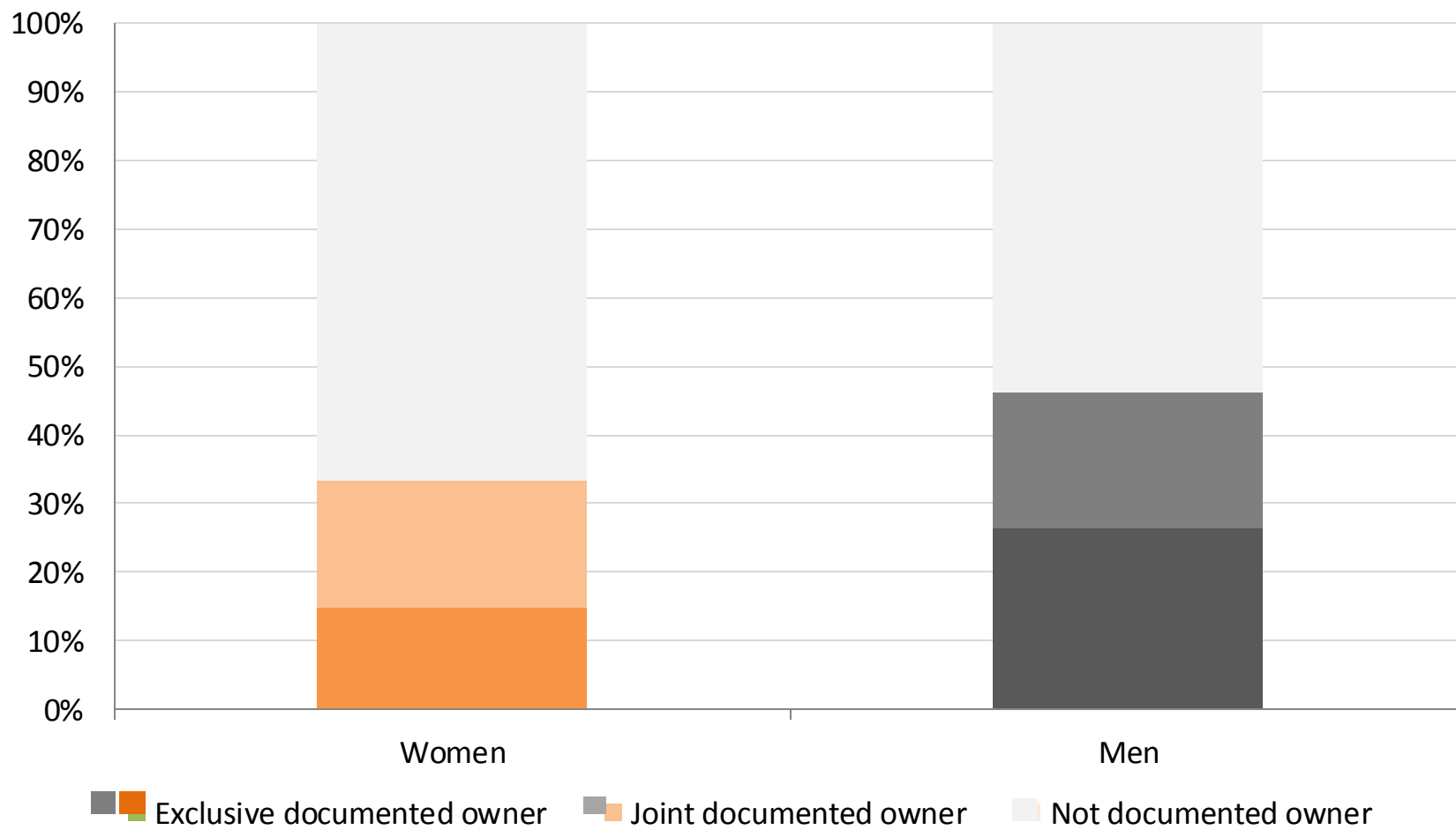
Note: for illustration purpose only, data are not comparable across countries

# Recommended national indicators (2)

<b>Indicators</b>	<b>Rationale</b>	<b>Asset coverage</b>
<b>2. Distribution of individuals by forms of ownership (do not own, own exclusively, own jointly) and sex</b>	<ul style="list-style-type: none"><li>Useful for monitoring national policies and programs to increase women's ownership of land and housing through joint titling</li></ul>	Principal dwellings, agricultural land, non-agricultural land

# Forms of ownership

## Population by forms of documented ownership and sex, Georgia, 2015



Source: EDGE pilot surveys

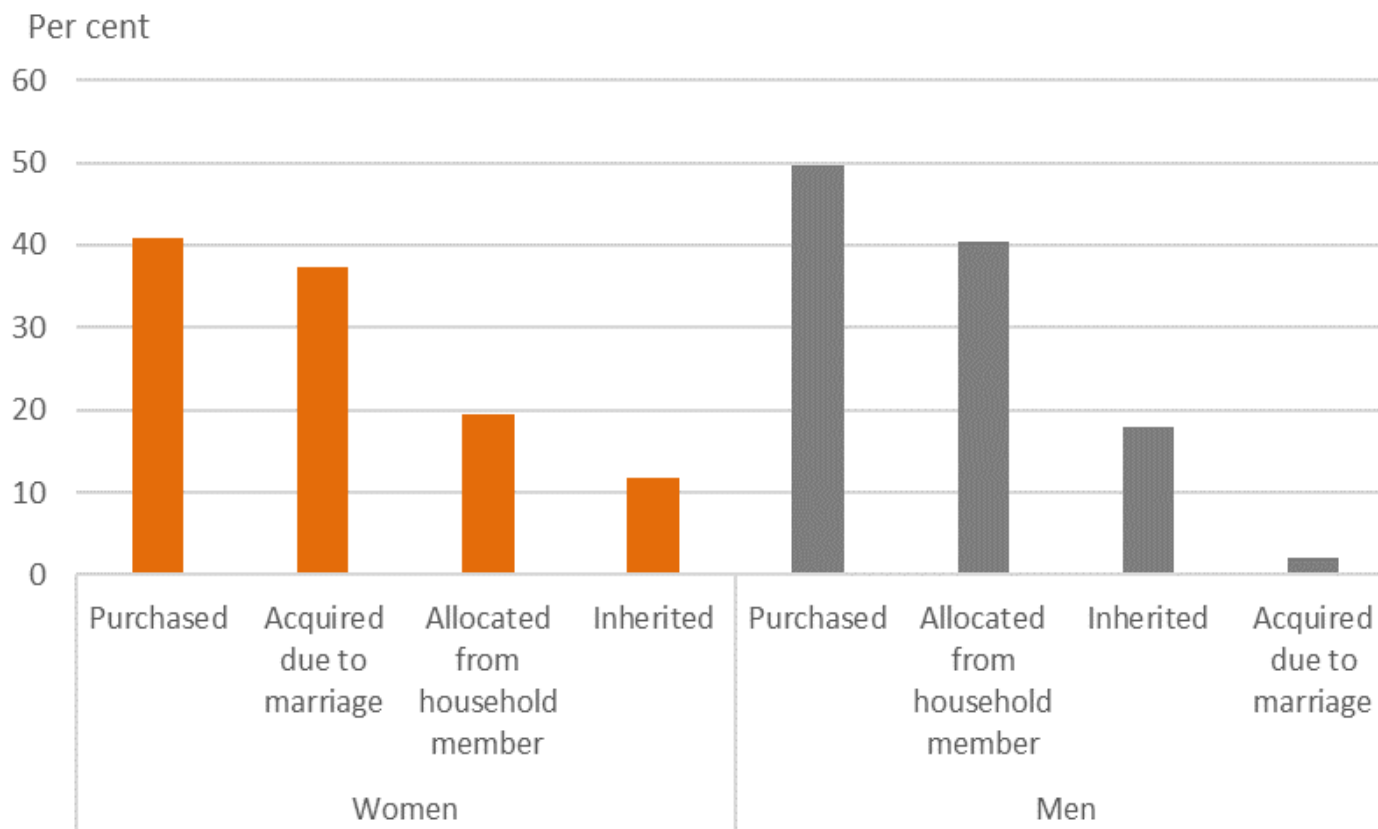
Note: for illustration purpose only, data are not comparable across countries

# Recommended national indicators

Indicators	Rationale	Asset coverage
<b>3. Proportion of individuals who acquired ownership of [asset] through [specific mode of acquisition], by sex of individuals.</b>	<ul style="list-style-type: none"><li>Useful for developing policies and programs promoting women's and men's accumulation of assets</li></ul>	Principal dwelling, agricultural land, non-agricultural land

# Acquisition of assets: example

## Main methods of acquisition of agricultural land (percent), by sex, Georgia, 2015



Source: EDGE pilot surveys

Note: for illustration purpose only, data are not comparable across countries

# Recommended national indicators

Indicators	Rationale	Asset coverage
<b>4. Gender wealth gap</b>	<ul style="list-style-type: none"><li>Accounts for gender differentials in quantity and characteristics of assets owned by women and men</li></ul>	Principal dwelling, agricultural land, non-agricultural land and other real estate, non-agricultural enterprise assets, financial assets

# Gender wealth gap

**Prevalence of reported ownership and mean value of individual-level wealth among owners (in million Uganda shillings), by sex, Uganda (2014) and Mongolia (2015)**

Principal dwelling	Prevalence of reported ownership (per cent)		Mean values of wealth among owners with 95% confidence interval	
	Women	Men	Women	Men
<b>Uganda</b>	35	60	7.7	13.1
<b>Mongolia</b>	30	53	33.5	32.9

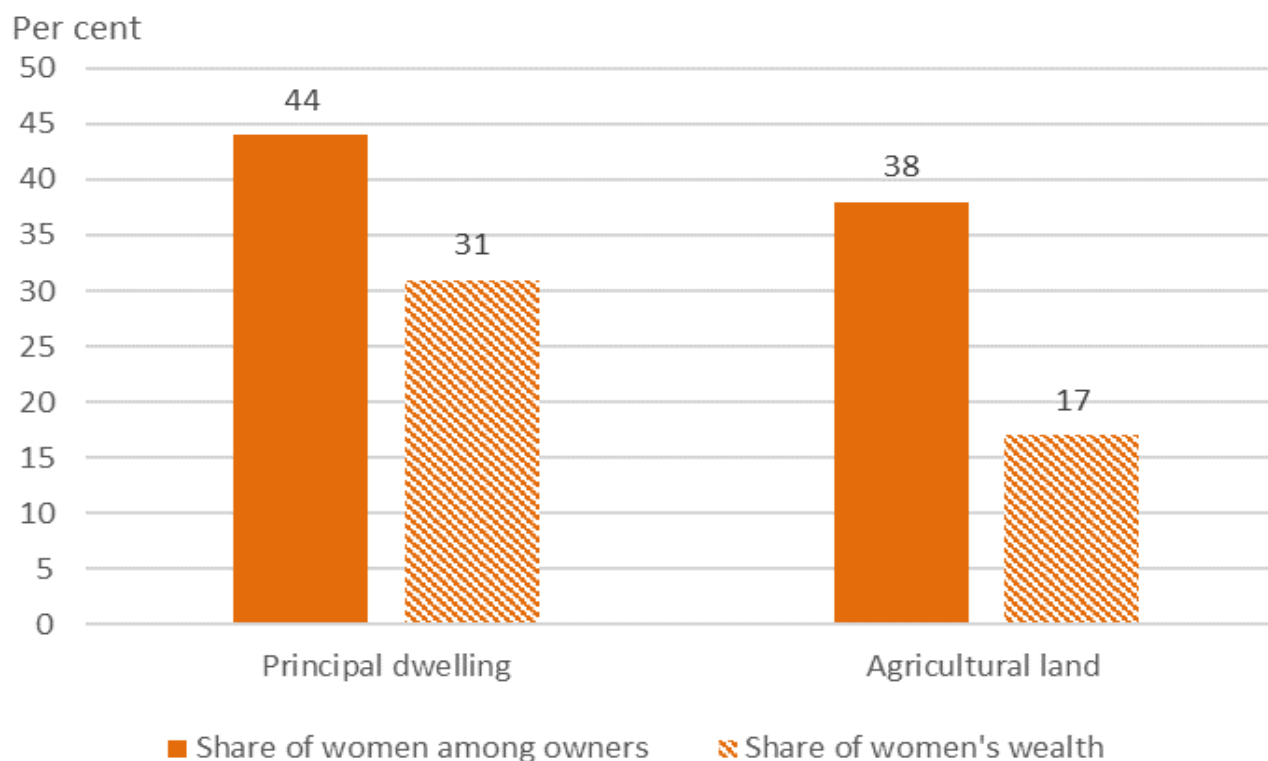
Source: EDGE pilot surveys

Note: for illustration purpose only, data are not comparable across countries



# Gender wealth gap

**Figure 6: Women's share of owners and women's share of wealth, Uganda, 2014**



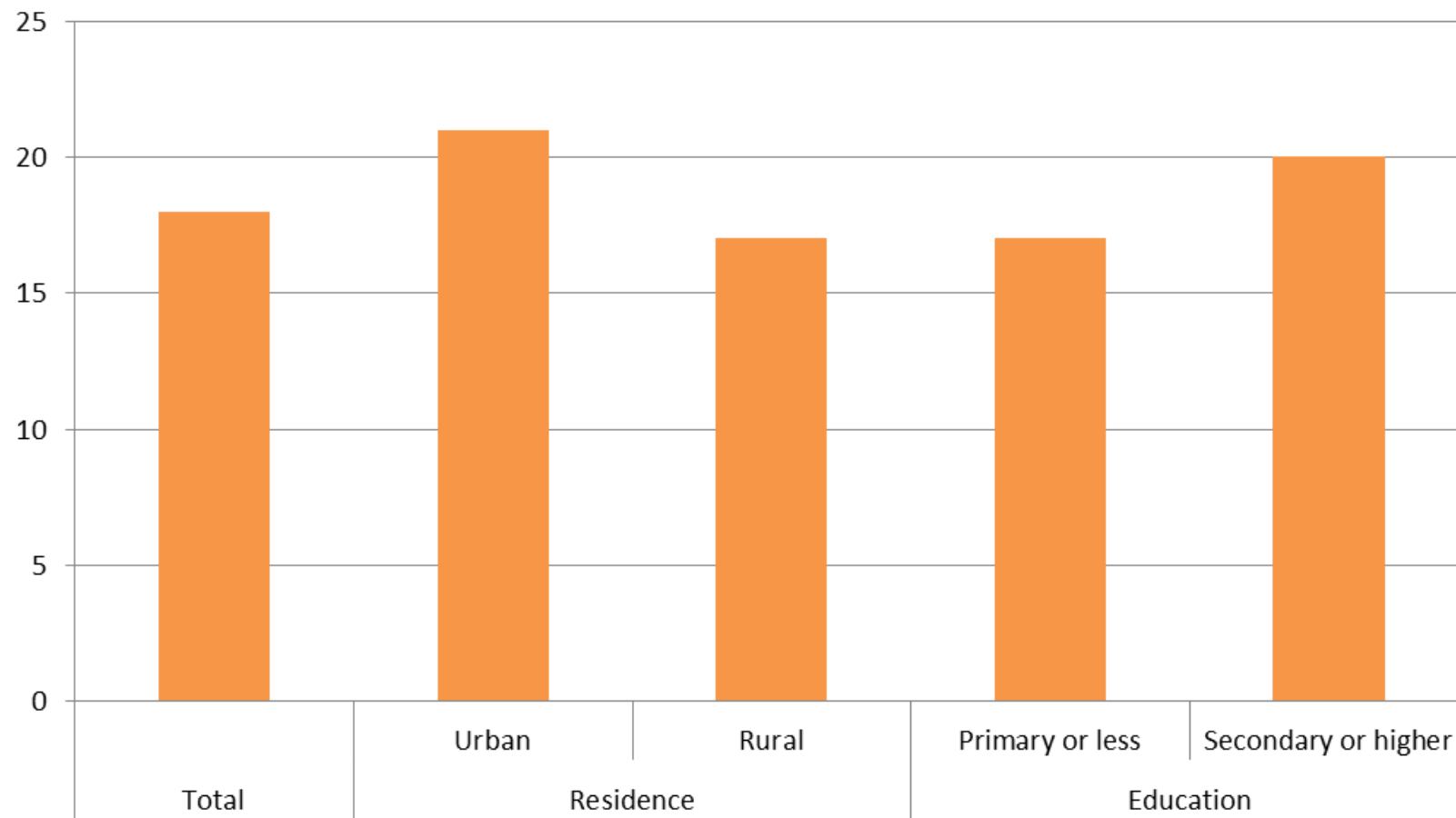
Source: EDGE pilot surveys

Note: for illustration purpose only, data are not comparable across countries

Intra-household analysis??

# Intra-household analysis (1)

## Women's share of wealth among couple

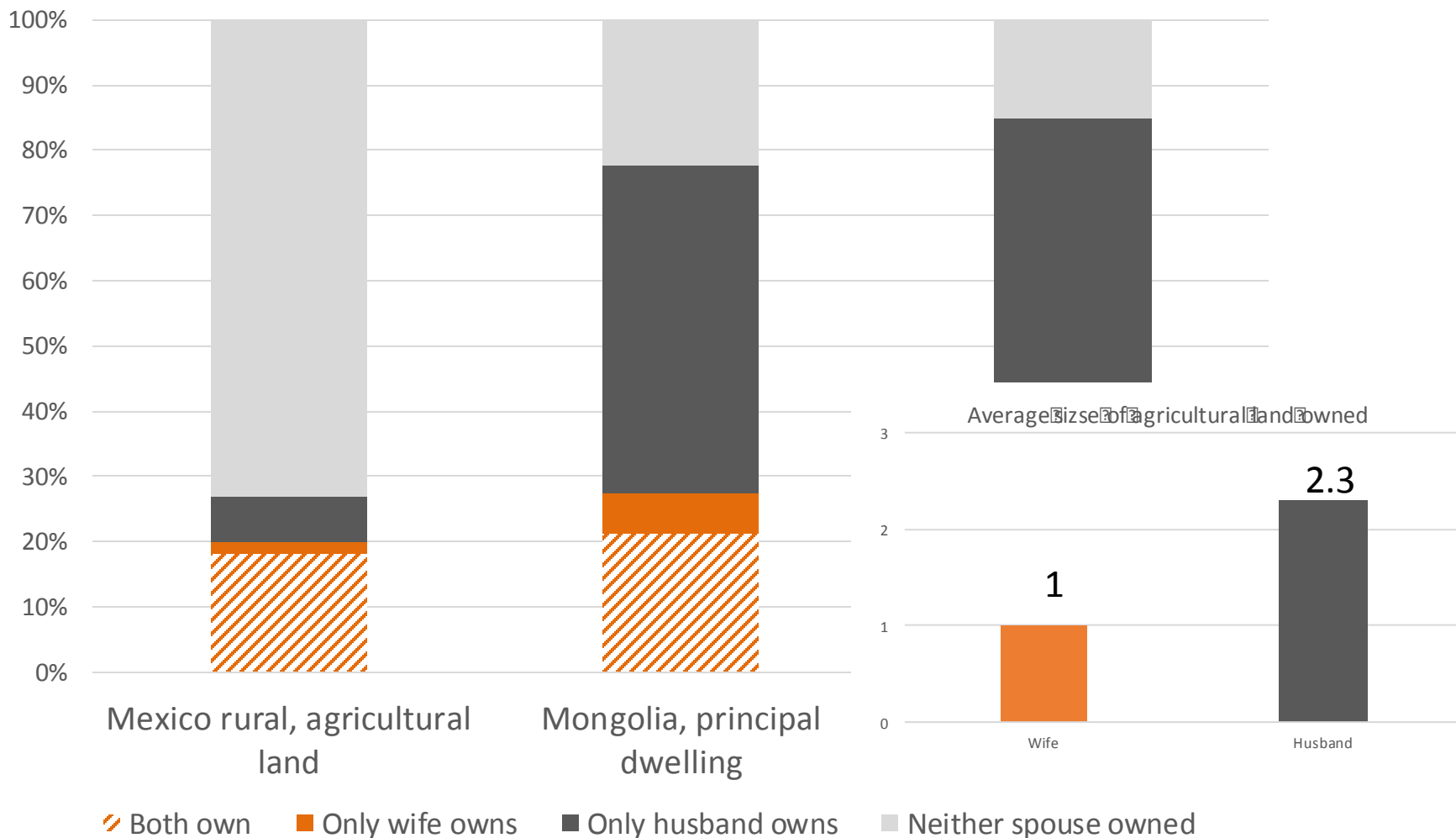


Source: EDGE pilot surveys

Note: for illustration purpose only, data are not comparable across countries

# Intra-household analysis (2)

## Ownership of assets within a couple



Source: EDGE pilot surveys

Note: for illustration purpose only, data are not comparable across countries

# Thank you

For additional information:

[edgestat@un.org](mailto:edgestat@un.org)

<http://unstats.un.org/EDGE>